

Item: Care Area Cabinets – Patient Cabinets

Item: Bedside Cabinet_Simply

Ref. NOS

Description:

Sides, base and top are made in
MDF 20mm thick.
Back in MDF 10-12 mm thick with
shelves with ABS edge.
Doors in PVC with lock and door
hinges with 110° opening.
The structure is equipped with 4
feet highs 60 mm.

Dimensions (in mm):

L 460 X P 460 X H 750 mm

Accessories:

- ☐ Printed base for insertion of
serving table
- ☐ Towel Holder
- ☐ Internal bottle
holder
- ☐ MDF top
covered with
plastic material

Remarks/Finish :

- Finish Options:
See sheet
-Simply_MDF
-Simply_Melamine



Upholsteries: Simply_MDF



MDF/ROVERE SOFT




MDF/ NOCE UDINE



MDF/ OLMO STONE




MDF/ ROVERE BIANCO



MDF/ PANNA 2194



MDF/BLU 6202



MDF/ARANCIONE 3764



MDF/ MOKA 4225



MDF/ VERDE 4225

Upholsteries: Simply_Melamine



N1/FRASSINO BIANCO



N1/ROVERE GESSATO 14




N1/NOCE RIGATO 16




N1/ROVERE CHIARO 06

Upholsteries: Simply_Melamine



N1/CORDA



N1/CANAPA MARRONE



N1/VERDE CHIARO




N1/MANGO



N1/BORDEAUX



N1/BLU



N1/GRIGIO



N1/BIANCO