

Item: Care Area Cabinets – Patient Cabinets

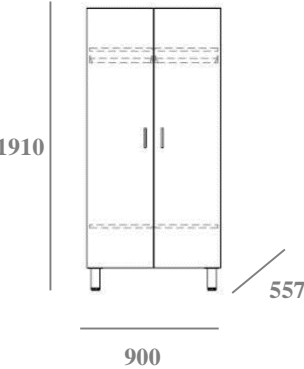
Item: Cabinet\_Simply

Ref. NOS

Description:

Sides, base and top are made in MDF 20mm thick.  
Back in MDF 10-12 mm thick with shelves with ABS edge.  
Doors in PVC with lock and door hinges with 180° opening.  
The structure is equipped with 4 feet highs 60 mm.

Dimensions (in mm):



Accessories:

- ☐ Lock – With Double Key
- ☐ Passepartout Key
- ☐ Feet Adjustable In High



Remarks/Finish :

-----

-----

-----

-----



- Finish Options:  
See sheet  
-Simply\_MDF  
-Simply\_Melamine

Upholsteries: Simply\_MDF



MDF/ROVERE SOFT




MDF/ NOCE UDINE



MDF/ OLMO STONE




MDF/ ROVERE BIANCO



MDF/ PANNA 2194



MDF/BLU 6202



MDF/ARANCIONE 3764



MDF/ MOKA 4225



MDF/ VERDE 4225

Upholsteries: Simply\_Melamine



N1/FRASSINO BIANCO



N1/ROVERE GESSATO 14




N1/NOCE RIGATO 16




N1/ROVERE CHIARO 06

Upholsteries: Simply\_Melamine



N1/CORDA



N1/CANAPA MARRONE



N1/VERDE CHIARO




N1/MANGO



N1/BORDEAUX



N1/BLU



N1/GRIGIO



N1/BIANCO