

Item: Modular Reception/Nurse Station

Item: Led

Description:

It is a modular reception/nurse station desk.  
It is made of melamine or laminated.



Melamine Worktops  
Finish Options:

- WN

☐ White
- RC

☐ Light Oak
- RM

☐ Dark Oak
- ZN

☐ Walnut

Melamine Vertical Panels  
Finish Options:

- RC

☐ Light Oak
- RM

☐ Dark Oak
- ZN

☐ Walnut

Laminate Vertical Panels  
Finish Options:

- WL

☐ White

Top  
Finish Options:

- VW

☐ White  
Tempered  
Glass

Led Panels  
Finishes Options:

- ☐

Base Frame and Profiles  
Finish Options:

- H

☐ Aluminum

Terminal/Middle Leg  
Finish Options:

- H

☐ Aluminum
- W

☐ White

Pedestal Top in Melamine  
Finish Options:

- RC

☐ Light Oak
- RM

☐ Dark Oak
- ZN

☐ Walnut

Pedestal Top in Melamine  
Finish Options:

- WL

☐ White

Pedestal Body  
Finish Options:

- H

☐ Aluminum

Remarks/Finish :

-----

-----

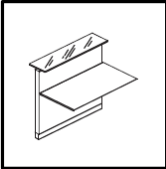

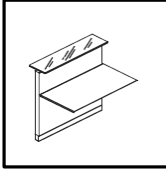
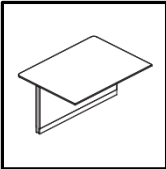
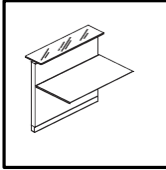

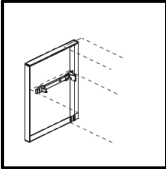
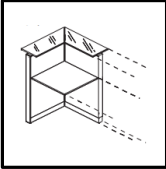
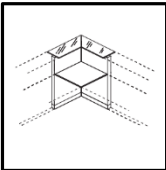
-----

-----

Item: Modular Reception/Nurse Station

Item: Led

Dimension/Pieces Options:

|  |  |  |   |
|--|--|--|---|
|    | <input type="checkbox"/> Straight Reception Unit<br>800 x 855 x 1115h  |   | <input type="checkbox"/> Conversation Top<br>800 x 1050x 740h   |
|    | <input type="checkbox"/> Straight Reception Unit<br>1200 x 855 x 1115h   |   | <input type="checkbox"/> Conversation Top<br>1200 x 1050 x 740h   |
|    | <input type="checkbox"/> Straight Reception Unit<br>1800 x 855 x 1115h   |   | <input type="checkbox"/> Conversation Top<br>1800 x 1050 x 740h   |
|   | <input type="checkbox"/> Terminal Side<br>820 x 80 x 1075h<br><div><input type="checkbox"/> SX <input type="checkbox"/> DX</div> |  | <input type="checkbox"/> Terminal Corner<br>855 x 865 x 1115h<br><div><input type="checkbox"/> SX <input type="checkbox"/> DX</div> |
|  | <input type="checkbox"/> Corner Reception Unit<br>855 x 855 x 1115h  |  |   |

Remarks :

-----

-----

-----

-----