

Item: Modular Reception/Nurse Station

Item: Abako

Description:

It is a modular reception/nurse station desk.
It is made of melamine or laminated.



Melamine Worktops
(25mm thick)

Finish Options:

- WN

☐ White
- RC

☐ Light Oak
- RM

☐ Dark Oak
- ZN

☐ Walnut
- GQ

☐ Light Grey

Melamine Vertical Panels
(18 mm thick)

Finish Options:

- RC

☐ Light Oak
- RM

☐ Dark Oak
- GQ

☐ Light Grey

Top
Finish Options:

- VW

☐ White Tempered Glass
- VA

☐ Acetated Glass

Laminate Vertical Panels
(18 mm thick)

Finish Options:

- WL

☐ White

Base Frame and Profiles
Finish Options:

- H


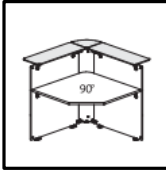
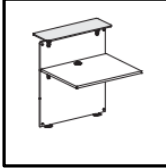

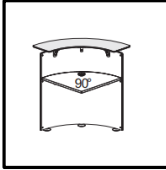


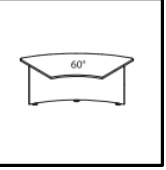

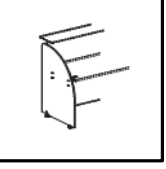

☐ Aluminum

Remarks/Finish :

Item: Modular Reception/Nurse Station

Item: Abako

Dimension/Pieces Options:

	<input type="checkbox"/> Straight Reception Unit 900 x 874 x 1100h		<input type="checkbox"/> Internal Corner 1200 x 1200 x 1100h
	<input type="checkbox"/> Straight Reception Unit 1400 x 874 x 1100h		<input type="checkbox"/> Conversation Top 900 x 1050 x 740h
	<input type="checkbox"/> Internally Curved Reception 874 x 874 x 1100h		<input type="checkbox"/> Conversation Top 1400 x 1050 x 740h
	<input type="checkbox"/> Internally Curved Reception 1700 x 990 x 1100h		<input type="checkbox"/> Curved Conversation Top 1900 x 1170 x 740h
	<input type="checkbox"/> Externally Curved Reception 2300 x 1055 x 1100h		<input type="checkbox"/> Curved Terminal Side 780 x 18 x 1020h
	<input type="checkbox"/> Curved Middle Side 780 x 18 x 1020h	<div>SX</div> <div>DX</div>	

Remarks :
